

BELL EMPIRE - STANDARD edition - January 2015

## loops de la crème



Thank you for purchasing BELL EMPIRE\_Standard Edition!

BELL EMPIRE is a complete collection of cinematic bell instruments organised in 10 sound categories:

1. acoustic bells
2. church bells
3. digital bells
4. special effects
5. lofi bells
6. Metals
7. Objects
8. OP-1 synth bells
9. Vintage bells
10. Wavetables

The Standard edition features 25 single bell instruments, three mixed set with 30 additional bells, a fantastic collection of 47 multis, and three arpeggio instruments taken from the deluxe edition!

## INSTALLATION

To install the samples and instruments on your hard drive, unzip the file named BELL EMPIRE\_Standard.zip. On a Mac, use the default 'Archive utility'. On a PC, I recommend to use Winrar or Winzip to properly unzip the file.

You can then copy/paste the BELL EMPIRE\_Standard folder to your sample library hard drive, and make sure you **make a backup** of the new samples on a separate drive (or a SD card / USB stick...)

IMPORTANT NOTE:

**!!! Please keep the BELL EMPIRE\_Standard folder structure intact: Do not move or erase a**

**folder or a file from the main BELL EMPIRE\_Standard folder to ensure proper loading of the instruments.**

To load patches, find the folder from the Kontakt **files** menu and select the patch you wish to load: just double-click on a patch or use the drag- and-drop technic.

**Note: Native Instruments Kontakt 5+ is needed to fully use the instruments. Make sure you have the latest updates installed.**

You can also load patches with Kontakt Free Player in demo mode (with a time limit).

Along this *user guide*, you'll find a pdf **License Agreement**. Please read this text carefully, it precisely explains the things you are allowed and not allowed to do with the sample library.

## KONTAKT INSTRUMENTS

### MIXED SETS

These patches provide instant access to 10 different bells, one for each of the 10 categories. Use the row of buttons (1 to 10) to select one of the bells:

#### **Mixed Set A**

AC\_Precious Bell  
CHU\_church bell\_distant call  
DIGI\_ethnology DX7  
FX\_stereophone  
LOFI\_clochette  
METAL\_anvil  
OBJ\_Glass Bordeaux  
OP1\_Mellow Chamalo  
VIN\_poly wind  
WT\_magic trip

#### **Mixed Set B**

AC\_expand metal bell  
CHU\_church bell\_prayer call  
DIGI\_doorbell  
FX\_Secret Jingle  
LOFI\_dirty resobell  
METAL\_Clean mallet blade  
OBJ\_Music Box Fischer  
OP1\_Piquette  
VIN\_voxbell  
WT\_vibes

#### **Mixed Set C**

AC\_Sigma XS Bell  
CHU\_Church Gothic  
DIGI\_DX7 gift bells  
FX\_twinkle to birds  
LOFI\_baliBell

METAL\_cinematic plate  
OBJ\_African Thumb Piano  
OP1\_Unpredictable Flea  
VIN\_tron bell  
WT\_mallet cop

## SINGLE BELL INSTRUMENTS

In addition to the mixed set, you will find 25 single bell instruments, all featuring custom built-in effects:

AC\_Cloud Bell  
AC\_Ethnic Bell  
AC\_Sigma XS bell  
AC\_Softy Mallet Bell

CHU\_small temple bell  
CHU\_Western Bell

DIGI\_D50 love  
DIGI\_IceyBell  
DIGI\_IceyBell

FX\_cave paintings  
FX\_reversed chimes  
FX\_Secret Jingle  
FX\_shrill filter bells

LOFI\_gritty blue bell  
LOFI\_button dr

METAL\_iron twang  
METAL\_small pipe

OBJ\_Glass Wide  
OBJ\_Lamp Bell















































OP1\_cotton Bells  
OP1\_in dust desert

VIN\_poly chord house  
VIN\_complex ancient bell

WT\_robotdynamic  
WT\_xmas

## 47 multis: (kontakt nkm)

These fun, responsive multi patches include layered acoustic bells, SFX, pads, cinematic sounds...

 alarm mystico.nkm	 ethno circles.nkm	 pluck fick.nkm
 beau petit metal.nkm	 evocative pad.nkm	 pluie dor.nkm
 bell ArpDub_MW.nkm	 fairy bell.nkm	 power of church.nkm
 bridge vibrato bell.nkm	 first lady bell.nkm	 pure bell cloud_MW.nkm
 childhood tears.nkm	 hammer atelier.nkm	 responsive paintbrush.nkm
 circus organ_MW.nkm	 hammer tinitus.nkm	 retro temple.nkm
 come back childhood.nkm	 hold me suspense.nkm	 Seek secret drop_MW.nkm
 crystal chimes echo.nkm	 hypnotise me.nkm	 sorcery pad_MW.nkm
 deep abyss.nkm	 jumbo kalimba.nkm	 swamp glass_MW.nkm
 Dew Sun Bell.nkm	 little dust GlassPad_MW.nkm	 thick fake bell.nkm
 dirty teenage flea.nkm	 lofi morphing_MW.nkm	 trail bells.nkm
 distant drop come closer.nkm	 magic glass.nkm	 tube chords_MW.nkm
 distobell anthem.nkm	 natural ressources pad.nkm	 wow soundtrack_MW.nkm
 disturb bell.nkm	 Notre-Dame underground_MW.nkm	 wraping paper bell.nkm
 dressed-up bell.nkm	 octabell.nkm	
 dynamic gift bell.nkm	 planet pad.nkm	

!!! NB: All instruments and multis from the Freebie BELL EMPIRE\_FREE EDITION and from the Basic Edition are included in the Standard Edition!

If you already downloaded and used this Freebie or the basic edition, I recommend that you simply replace it with the Standard edition.

In case you created your own presets and multis and would like to keep using these, please copy them into the 'MY INSTRUMENTS' folder.

#### USING THE INTERFACE TO CUSTOMIZE THE SOUND:

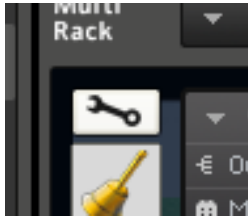
- **FILTERS:** A high-pass and a low pass filter help you cut out unwanted frequencies
- **REVERB SELECTOR:** pick one of 20 custom Impulse Responses
- **ATTACK:** bring this up for mellow and smooth bell sounds
- **RELEASE:** higher release values provide an authentic decay of the bell, while lower values help replicate a choked sound.
- **AMP:** add an amplifier effect for subtle coloration and saturation
- **FX:** each nki offers a specific built-in effect (delay, lofi, filters, distortion...)
- **MOD:** a pre-programmed modulation effect (phaser, chorus, flanger, leslie simulation...)
- **LIM:** Keep the dynamics of the bell under control with this built-in limiter. also useful to add grit or boost low-level sounds when creating multis

*NB: you can assign any knob from the Kontakt user interface to any of your hardware controller. To do this, right-click on the knob you would like to assign. Choose the option 'learn MIDI CC# Automation'. Then just move a knob on your controller (or the mod wheel). That's it!*

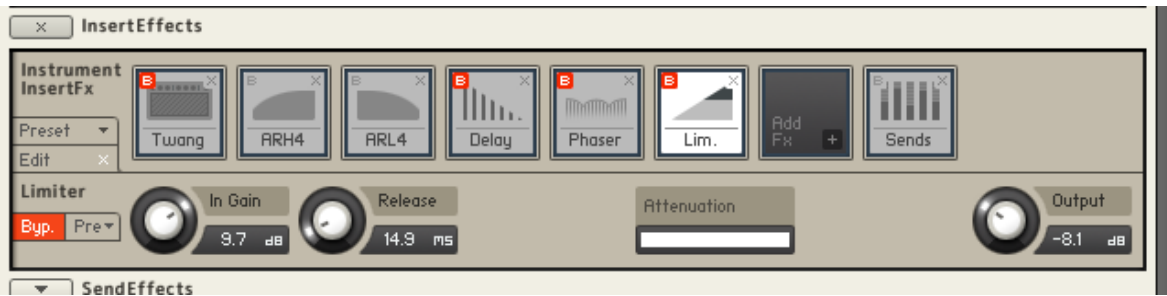
*To unassign the knob, right click on it again, and choose 'remove MIDI automation'*

#### TWEAKING THE EFFECTS INSIDE KONTAKT:

You can easily change the effect parameters or replace effects for each single bells and for the Standard set. To do this, first click on the tool at the top left corner of the Kontakt instrument:



Then scroll down to the section 'INSERT EFFECTS':



You can see 8 effect slots.

The first one (here 'Twang') is controlled by the 'AMP' knob on the interface.  
The second and third effects are the filters. (controlled by the two HP and LP knobs on the interface)  
The fourth one (here Delay) corresponds to the interface's FX knob.  
The fifth one (here a phaser) is controlled by the 'Mod' knob on the interface  
The sixth one corresponds to the 'Lim' knob on the interface:



For each effect, you can press the red letter 'B' to bypass or activate the effect.  
Click on the cross (x) to delete the effect, and replace it with a different one by clicking on the +

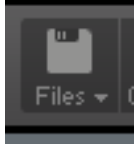


Click on the center of an effect slot to select it and have access to all effect parameters.

When you're satisfied with the changes, scroll back to the top, and press the tool again to close Kontakt's edit mode.

## !!! SAVING YOUR INSTRUMENTS:

You can then resave the patch in the files menu:



Use the function 'save as...', rename the instrument, and choose the option 'patch only'

Please save your instruments in the folder 'MY INSTRUMENTS'. If you wish to upgrade to the Deluxe edition in the future, you can simply copy and paste your instruments and multis from this folder into the 'MY INSTRUMENTS' folder of the deluxe edition. This way, you will not lose any of your presets : )

## CREATING YOUR OWN MULTIS:

Experiment with combining and layering various single patches and create your own sounds!

Here are a few tips to create multi patches:

- Make sure you select the same Midi channel for all of the patches you want to layer.
- Use Kontakt's Volume, panning, Tune, Solo and Mute buttons to help you out.
- Create multi-dimensional sounds by choosing different reverb IR for each single patch, or various amounts of the same reverb.
- Make sure **you don't overload the audio output** of Kontakt: you might need to lower the levels of the individual patches, or use the master volume Knob.
- Remember that the amount of CPU and disk resources needed will increase with each new layer. In Kontakt preferences menu, you can increase the latency to help create more ambitious multi patches!

!!! To save a multi patch, choose the 'Save multi as...' in Kontakt files menu. Name your multi-instrument, and choose the 'patch only' option. Please save the patch in the **MY INSTRUMENTS** folder.

## UPGRADING to another edition:

Your purchase of the Standard Edition allows you to get a €49,- discount on the Deluxe edition.

Visit the product page (<http://www.loopsdelacreme.com/bell-empire>) and complete the 'UPGRADE FORM' to receive your personal upgrade discount.

## UPDATES

The included patches are early versions of the software. They were thoroughly checked and tested

before release. If you still find bugs or inconsistent behaviour, please report to [office@julientauban.com](mailto:office@julientauban.com)

Also, don't hesitate to send me ideas or requests for future updates.  
You will be informed via email (from [office@julientauban.com](mailto:office@julientauban.com)) about future updates and add-ons.

# CREDITS

Recordings, mixing, programming and graphics by Julien Tauban.

Recorded at 4TUNE studios and SteinHof Musikproduktion, Vienna, AUSTRIA

If you find a problem using the sample library, have questions or just want to get in touch, don't hesitate to send an email to [office@julientauban.com](mailto:office@julientauban.com)

Thanks a lot for reading, I wish you lots of fun, emotions and inspiration with BELL EMPIRE!

Best regards,

Julien Tauban

[www.loopsdelacreme.com](http://www.loopsdelacreme.com)

[www.julientauban.com](http://www.julientauban.com)

**All copyrights@ Loops de la Crème, Julien Tauban, November 2014**